

SENVFOX[®]



Redefining nautical distancing.



CONTENTS

About

Sea Fox philosophy **08**

Manufacturing

Experience **10**

Centre Consoles

Commander Series **14**

368 **16**

328 **18**

288 **20**

268 **22**

248 **24**

228 **26**

206 **28**

Side Consoles

249 Avenger **32**

Dual Consoles

226 Traveler **34**

Details

Customisations **38**

Options **40**

Upholstery **42**

Seating **44**

Sea Fox Top 10 **50**









You get one life. Fish it well.



Sea Fox Boat Company began with a clear governing philosophy at heart to develop and build quality hand-crafted saltwater boats that offer the best amenities, features, styling, performance and function. While a lot has changed in the materials and the methods of building boats during the past few decades, we here at Sea Fox remain committed to our passion and purpose: offering our customers the finest boats for the fairest price.

Today Sea Fox has grown to become one of the top tier manufacturers of saltwater boats offering you a full line of diverse boat designs including centre consoles, side consoles and dual consoles. All are paired with Yamaha outboard power, along with a multitude of leading edge technologies and innovative features that are unmatched in the industry. We share your love for moments spent on the water with friends and family, which is why every Sea Fox boat model offers a unique blend of fishing/family friendly options perfectly matched to your specific boating passion.

We stand behind our boats with one of the best warranties in the industry with our Lifetime Hull Warranty. Whether you enjoy inshore or offshore fishing, cruising or wake boarding, tubing or exploring by water, Sea Fox has the right boat model to exceed your expectations.

TWENTY SIX YEARS OF EXPERIENCE

and counting...

FACILITY

Located in Moncks Corner, South Carolina is our 140,000 square-foot manufacturing facility, which includes our own in-house metal fabrication shop, interior/uphostery shop and a three-axis router milling department.

QUALITY CONTROL

Sea Fox has strict quality control check points throughout the build process, starting in lamination, hull and deck rigging, hull and deck capping and final inspection to ensure each boat meets both ABYC and Coast Guard requirements. Complete electrical, water and fuel pressure testing is done on every Sea Fox before leaving the factory.

RESEARCH & DEVELOPMENT

Sea Fox continuously strives to improve upon our existing designs, with real world testing and experimentation. All of our hulls are designed by a renowned naval architect and our plugs are then precision cut with a five-axis router. We continually make an effort to improve production while lowering costs by finding ways to implement the latest technologies and CAD design.

STRINGERS

Each Sea Fox model has a completely sealed stringer system custom made for maximum strength and floatation. All stringers are professionally designed with CAD software and built with closed cell foam for a sealed system and added floatation.

FABRICATION

Sea Fox uses the best raw materials in the industry today with vinylester barrier coats applied on every hull and deck to ensure gelcoat longevity for a lifetime of use. All Sea Fox models are hand laid with a 36/10 ounce fibreglass in the hull for a solid feel and ride. Stringers are custom made for each boat offering a completely sealed foam stringer system for added strength and floatation. All decks are completely cored with a high density foam composite offering stronger properties than resin based bonding agents. Once the bonding agent cures, the deck and hull are chemically bonded together for superior strength.

UPHOLSTERY

We use premium marine grade 30-ounce vinyls on all of our models for strength and durability. Sea Fox beats the competition by exclusively offering Permaguard superior stain resistance on all of our vinyls. This provides unequaled resistance to scratches, scuffs, stains and abrasions for long term and trouble free performance. Our foams are some of the thickest in the industry, just take the “knee test” and simply lean your knee into the center of the cushion and then do the same to a competitor’s. You will be amazed at the Sea Fox difference!

ULTIMA HARD TOP

Our styling and smooth lines are only the beginning of what our hard tops have to offer. All Ultima hard tops come standard with an upgraded stereo system and premium speakers, LED spreader lights forward and aft, and not one, but two electronics boxes with acrylic doors.

WALK-THROUGH TRANSOM

To make boarding much easier and safer, Sea Fox provides the walk-through transom standard on our 228 Commander and larger models. This feature can also be helpful with all watersports and even when fishing.

GELCOAT

Each model gets sprayed with a premium isophthalic gelcoat—20 millimeters thick—for a great and long lasting finish.

MOULD MAINTENANCE

To achieve an excellent finished product Sea Fox starts at the beginning. Every Sea Fox mould is inspected by a full time mould maintenance crew after each use; and then cleaned, prepped and waxed before being used again.


CAROLINA FLARE

The pronounced Carolina Flare and downward facing outside chine on all Sea Fox models provides a dry ride in all conditions, as it was designed to roll water down and away from the boat.

NO WOOD-NO ROT

Sea Fox constructs all of our boats 100% composite and wood free for the longest life and integrity. There is no better peace of mind when you are on the water.



A woman with blonde hair, wearing a grey visor, sunglasses, and a white long-sleeved shirt with 'FLORIDA FISHMAN' printed on it, is standing on a light blue boat. She is holding a fishing rod that is bent, indicating a catch. The boat has a white Yamaha outboard motor at the stern. The background shows a vast blue ocean under a clear sky with some clouds. The text 'Leave your worries on the dock.' is overlaid in white, bold, sans-serif font on the right side of the image.

**Leave your worries
on the dock.**



COMMANDER CENTRE CONSOLES

Keeping the family value in mind, Sea Fox Commander centre consoles are intelligently designed by anglers for anglers. With comfortable and accommodating bow seating forward of the console we have designed this area to be ideal for family cruising and entertaining.

The smart design consoles boast automotive style ergonomics paying close attention to every detail; even our smallest models are certain to exceed every captain's expectations. Fish boxes are conveniently mounted in the floor for easy access (where they should be).

The rear of each cockpit can comfortably seat adults, whether it be with flip-down jump seats or a rear folding bench seat, to maximise fishing space.

The Sea Fox Commander line offers all of the amenities you would expect from a professional fishing vessel and then we pair each model generously with family-friendly comforts.

368
COMMANDER

328
COMMANDER

288
COMMANDER

268
COMMANDER

248
COMMANDER

228
COMMANDER

206
COMMANDER



368 COMMANDER

The 368 Commander is the flagship of the Sea Fox family. At 11m LOA and 3.35m beam, the 368 Commander has a sharp 23 degree deadrise to handle the roughest water conditions. The 3" composite transom can hold either triple Yamaha F300s, 350s or twin F425's. The hull is made from an infused lamination process and the first of its kind in the Sea Fox line up. The foam filled stringer mould is a beast with massive bonding points throughout the hull to ensure a solid ride in any weather condition.

Like all Sea Fox boats, the 368 is designed for comfort in the bow area with its extended multi-person front of console lounge and has multi-dimensional cushions for ultimate comfort. The cockpit is a serious fisherman's dream boasting twin 190 litre aquarium live-wells that are also pressurised – 0% air, 100% water. Four in the floor fish boxes and two large refrigerator/freezer storage facilities located across the transom wall to keep bait, food and drinks at any temperature desired. Triple helm seats sit high for all around viewing and a full glass enclosure keeps the crew dry in all weather conditions.

The ultimate combination of performance, luxury, and fishability, the 368 Commander represents the culmination of everything we've learned over 26 years of constantly refining our designs, construction, and rigging.



368 COMMANDER

CENTRELINE LENGTH 36' 3" / 11m

BEAM 11' / 3.35m

BRIDGE CLEARANCE 10' 8" / 3.25m

DRY WEIGHT 13,982 lb / 6,342kg

MAXIMUM WEIGHT 20,655 lb / 9,369kg

DEADRISE 23 degrees

DRAFT (hull) 27.5" / .7m

FUEL CAPACITY 382 gal / 1,446 litres

PERSONS CAPACITY Yacht Certified

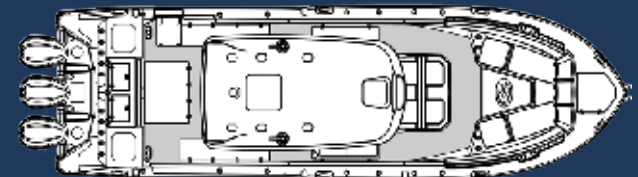
TOTAL CAPACITY Yacht Certified

MAXIMUM HORSEPOWER 1,200 p/865kw

STANDARD SEATING Fibreglass helm pod
w/3 deluxe fibreglass-backed bucket seats

w/ flip armrests, 62 litre premium cooler
w/mechanical slide & sink w/shower/faucet.

TRANSOM 38" / .97m





328 COMMANDER

She's designed with an eye for style and an emphasis on luxury — highlighted by bow seating with individual curved backrests, cozy sleeping quarters below deck, extensive LED accent lighting, a gracefully curved glass windshield, and top-shelf upholstery.

Don't let that fool you though; the 328 Commander is a fishing machine at her core. In addition to her full-featured tackle and bait station, she boasts a 208 litre pressurised, lighted transom live well with a clear lid; another 132 litre lighted well with an aquarium wall in her port corner; four massive, over-board-draining fishboxes; 36 total rod holders plus extensive rod storage; smart touches like storage compartments forward and aft for 20 litre buckets; available Taco Grand Slam outriggers; and a standard anchor windlass with helm controls for effortlessly setting up on that grouper spot.

With speeds up to 92km per hour, it's huge 3.25m beam and wide Carolina flare at its bow, the 328 Commander is unbelievably agile and includes more standard features than any boat on the market in its category.

328 COMMANDER

CENTRELINE LENGTH 32' 4" / 9.85m

BEAM 10' 8" / 3.25m

BRIDGE CLEARANCE 9' 7" / 2.9m

DRY WEIGHT 8,975 lb / 4,071kg

MAXIMUM WEIGHT 14,001 lb / 6,351kg

DEADRISE 22.5 degrees

DRAFT (hull) 24" / .6m

FUEL CAPACITY 313 gal / 1,184 litres

PERSONS CAPACITY Yacht Certified

TOTAL CAPACITY Yacht Certified

MAXIMUM HORSEPOWER 700 hp / 521kw

STANDARD SEATING Fibreglass helm pod w/3 deluxe fibreglass-backed bucket seats w/flip armrests, 62 litre premium cooler & rigging station

TRANSOM 35" / .88m





288 COMMANDER

A pedigreed fishing machine, the 288 Commander combines popular features found on our 328 Commander with a carefully redesigned layout and console. Part of that involves adding in popular features like the aquarium view livewell, new bow table design with integrated casting platform and a new curved lounge design. The result is a refined, capable offshore platform with more than a touch of style.

Forward of the console, the 288 is all premium-stitched luxury. Twin high-back loungers with ergonomically curved seating in front of the console that conceal a 284 litre dry storage box, while a pair of aft-facing, curved-back loungers are built into the bow. Adding our new bow table design with integrated casting platform and a filler cushion, the bow area can be converted into either a full-width lounge, dining area or casting platform.

For long days on the water — or at the sandbar — the step-down console hides a comfort station with head, sink, and portlight, while a 98 litre freshwater tank makes for refreshing on-deck showers and easy tackle cleanup at the end of the day.

288 COMMANDER

CENTRELINE LENGTH 28'8" / 8.75m

BEAM 9' 8" / 2.95m

BRIDGE CLEARANCE 8' 4" / 2.5m

DRY WEIGHT 6,000lb / 2,722kg

MAXIMUM WEIGHT 9,240 lb / 4,191kg

DEADRISE 18 degrees

DRAFT (hull) 18" / .45m

FUEL CAPACITY 185 gal / 700 litre

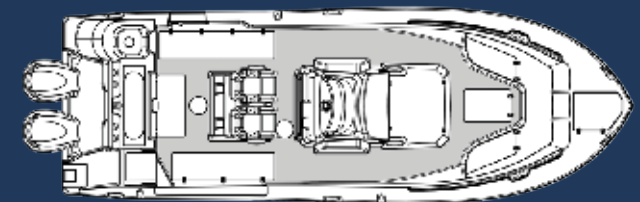
PERSONS CAPACITY Yacht Certified

TOTAL CAPACITY Yacht Certified

MAXIMUM HORSEPOWER 600 hp / 447kw

STANDARD SEATING Fibreglass helm pod w/ deluxe fibreglass-backed bucket seats, 62 litre premium cooler & rigging station

TRANSOM 30" / .76m





268 COMMANDER

The 268 Commander is right in the sweet spot between smaller, single-engine boats and larger, less easily trailered rigs. She's big enough to fish the blue water even in less-than-perfect conditions, but small enough to tow easily — even for long distances.

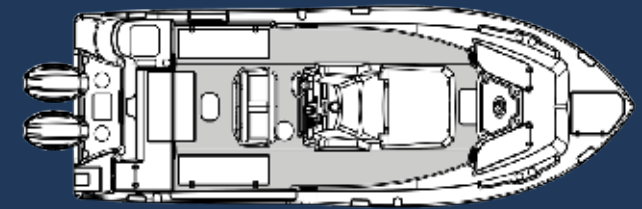
Similarly, she's small enough to deliver exciting performance with a single outboard, yet big enough to comfortably accommodate twins. Twin Yamaha F150s or F200s offer power and redundancy, while a single F300 or F350 means lower initial cost and maintenance savings.

Like all Commanders, the 268 is a full-featured fishing platform that also offers comfortable and stylish seating and amenities forward of the console. In the cockpit, she features an impressive 114 litre aquarium livewell with a dip-net storage compartment, two overboard-draining fish boxes, a side entry door for easy cockpit access and ample rod holders. A large aft bench seat that also lifts up for spacious bilge access provides plenty of cockpit seating. Forward, a generous console lounge provides comfortable seating and offers a huge storage tub below. With an aggressive, Carolina flared bow, and 20-degree deadrise, the 268 can get you to the fishing grounds fast and dry. Plus with 530 litres of fuel — translating to a cruising range in excess of 480 kms — she'll get you home safely too.



268 COMMANDER

CENTRELINE LENGTH 26' 4" / 8.0m
 BEAM 9' 3" / 2.8m
 BRIDGE CLEARANCE 8' 6" / 2.6m
 DRY WEIGHT 5,250lb / 2,381kg
 MAXIMUM WEIGHT 7,372 lb / 3,344kg
 DEADRISE 20 degrees
 DRAFT (hull) 16" / .41m
 FUEL CAPACITY 140 gal / 530 litre
 PERSONS CAPACITY Yacht Certified
 TOTAL CAPACITY Yacht Certified
 MAXIMUM HORSEPOWER 400 hp / 298kw
 STANDARD SEATING Leaning post w/
 backrest & flip-up bolsters w/62 litre Yeti
 Tundra cooler (2 legged)
 TRANSOM 30" / .76m





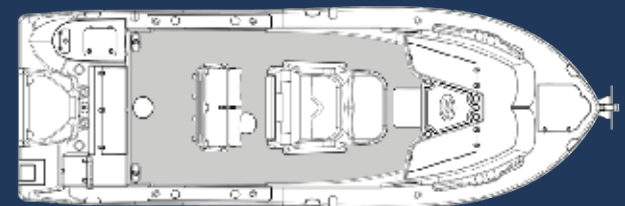
248 COMMANDER

The Sea Fox 248 Commander boasts a redesigned layout and console that draws in many of the popular features found on our larger Commander models. New additions include our popular aquarium view livewell, flip-out bow backrests and new bow table design. The result is a refined, capable offshore platform with more than a touch of style.



248 COMMANDER

CENTRELINE LENGTH 25'1" / 7.65m
BEAM 8'6" / 2.5m
BRIDGE CLEARANCE 8'3" / 2.5m
DRY WEIGHT 3,400 lb / 1,542kg
MAXIMUM WEIGHT 5,260 lb / 2,386kg
DEADRISE 18 degrees
DRAFT (hull) 14" / .35m
FUEL CAPACITY 117 gal / 442 litre
PERSONS CAPACITY 10 People
TOTAL CAPACITY 2,500lb / 1,133kg
MAXIMUM HORSEPOWER 300 hp / 223kw
STANDARD SEATING Leaning post w/flip-up bolsters (2 legged)
TRANSOM 25" / .63m





228 COMMANDER

Like all Sea Fox models the 228 Commander is designed to exceed the needs of the most demanding captain, as well as accommodate their family. As fisherman and boating enthusiasts, we believe it is important to provide all of the necessities for the serious fisherman, but then go further and design family-friendly amenities into each model to truly offer a distinctive and versatile vessel.



228 COMMANDER

CENTRELINE LENGTH 23' / 7.0m
BEAM 8' 6" / 2.5m
BRIDGE CLEARANCE 8' 3" / 2.5m
DRY WEIGHT 2,700 lb / 1,224kg
MAXIMUM WEIGHT 4,441 lb / 2,015kg
DEADRISE 18 degrees
DRAFT (hull) 14" / .35m
FUEL CAPACITY 90 gal / 340 litre
PERSONS CAPACITY 8 People
TOTAL CAPACITY 2,200lb / 997kg
MAXIMUM HORSEPOWER 250 hp / 186kw
STANDARD SEATING Leaning post w/
flip-up bolsters (2 legged)
TRANSOM 25" / .63m





206 COMMANDER

The Sea Fox 206 Commander: a 20-footer that's built with the same characteristics and comforts that you would find in the rest of the Commander line as well as a few features usually only seen on the bigger boats.

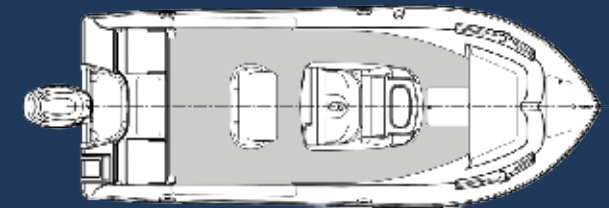
This 20-footer provides the ultimate on water performance, designed for anglers of any skill level or age. The 206 comes packed with family friendly amenities like the Sea Fox signature scalloped curved bow seating, cushioned seat with backrest forward of the console, SeaStar hydraulic & tilt steering and the standard 76 litre livewell and flip-up rear seating.

The 206 Commander will make any day on the water a day to remember.



206 COMMANDER

CENTRELINE LENGTH 21' / 6.4m
BEAM 8' 1" / 2.4m
BRIDGE CLEARANCE 7' 1" / 2.2m
DRY WEIGHT 2,500 lb / 1,133kg
MAXIMUM WEIGHT 3,828 lb / 1,736kg
DEADRISE 18 degrees
DRAFT (hull) 14" / .35m
FUEL CAPACITY 76 gal / 287 litre
PERSONS CAPACITY 7 People
TOTAL CAPACITY 2,000 lb / 907kg
MAXIMUM HORSEPOWER 175 p / 130kw
STANDARD SEATING Leaning post w/
backrest & flip-up bolsters (2 legged)
TRANSOM 25" / .63m





Whatever your lifestyle, we've got you covered.





249 AVENGER

Combining the offshore capabilities of our Commander centre consoles with the refined comfort of a day cruiser, our innovative 249 Avenger side console transitions seamlessly between hardcore fishing and hardcore leisure.

For offshore duty, the Avenger's aggressive, flared bow and 19 degree deadrise aft mean a dry, soft ride, while her 435 litre fuel tank and exceptional economy yield an approximately 645km range – enough for even the longest runs to the ledge. Anglers will also appreciate the 151 litre transom baitwell, available 76 litre leaning post baitwell, ample rod holders, built-in tackle storage, insulated fish boxes, and wide-open cockpit.

When the fishing rods are stowed, it's the Avenger's unique side-console layout that sets her apart from the crowd, accommodating a huge, wraparound bow seating area with a full lounge and removable center table for comfortable dining. Inside the console, steps lead to a roomy, upholstered head compartment with fresh water sink, Corian countertop, and portlight. On deck, a standard fresh water shower is perfect for rinsing off after a salty swim.



249 AVENGER

CENTRELINE LENGTH **25'1" / 7.65m**

BEAM **8'6" / 2.5m**

BRIDGE CLEARANCE **8'3" / 2.5m**

DRY WEIGHT **3,524 lb / 1,598kg**

MAXIMUM WEIGHT **5,146 lb / 2,334kg**

DEADRISE **18 degrees**

DRAFT (hull) **14" / .35m**

FUEL CAPACITY **117 gal / 442 litre**

PERSONS CAPACITY **10 People**

TOTAL CAPACITY **2,500lb / 1,133kg**

MAXIMUM HORSEPOWER **300hp /**

223kw STANDARD SEATING Leaning
post w/flip-up bolsters (2 legged)

TRANSOM **25" / .63m**





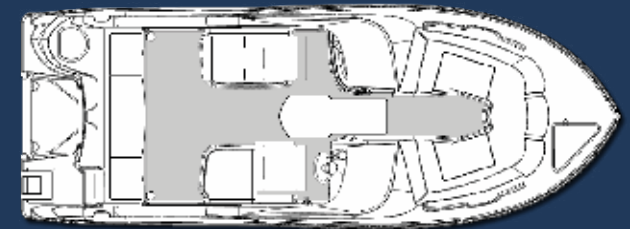
226 TRAVELER

Sporty, stylish, functional and yet well appointed. That describes the Sea Fox 226 Traveler dual console. We designed this boat with the multi-purpose family in mind. With its generous standard features and available options, the 226 Traveler is sure to exceed all of your family's expectations.

226 TRAVELER



CENTRELINE LENGTH 23' / 7.0m
BEAM 8' 6" / 2.5m
BRIDGE CLEARANCE 8' 3" / 2.5m
DRY WEIGHT 2,700 lb / 1,224kg
MAXIMUM WEIGHT 4,489 lb / 2,036kg
DEADRISE 18 degrees
DRAFT (hull) 14" / .35m
FUEL CAPACITY 106 gal / 401 litre
PERSONS CAPACITY 8 People
TOTAL CAPACITY 2,200 lb / 997kg
MAXIMUM HORSEPOWER 250 hp / 186kw
STANDARD SEATING Upgraded pedestal seat
& back-to-back lounge
TRANSOM 25" / .63m







New upholstery options on all models.



MAKE IT YOUR OWN

**we offer a variety of
customisable features**

POWDER COAT PACKAGE

Premium powder coating not only looks great but serves as a durable protectant from the weather and elements. Choose a powder coat package to further customise and protect your new Sea Fox.


ENGINE OPTION

Not only can you choose to powder coat your seating and top frames, but you can also add some colour to your engine. Available on all engines.

AVAILABLE GELCOAT OPTIONS

We offer a variety of premium gelcoat colours and hull colour styles to make your new Sea Fox stand out as your own. Our signature style line colour stripe adds a unique and recognisable look to the profile of your new vessel. Go ahead and pick the colour and style to best fit your personality.

AVAILABLE GELCOAT OPTIONS



PEARL WHITE



SEA SALT



ARCTIC BLUE



BAHAMA BLUE



SILVER SHARK



DEEP BLUE



JETTY GREY

*Gelcoat colour swatches shown are approximate. Printed colours are not an exact match for gelcoat colours and are shown for representation only. Sea Fox does not guarantee or warranty colours or shades to match the representation here.

AVAILABLE HULL COLOUR STYLE OPTIONS



STANDARD PEARL WHITE



COLOURED HULL STRIPE



COLOURED HULL SIDES




COLOURED HULL COMPLETE



COLOURED HULL REVERSE

POWDER COATING PACKAGE OPTIONS



WHITE




JETTY GREY




BLACK

ENGINE POWDER COATING OPTIONS



WHITE




BLACK

MVOS: MOST VALUABLE OPTIONS

customer favorites you
can't go without

PRO PACKAGE

The Sea Fox PRO PACKAGE is available on all models and will consist of different options depending on the vessel chosen. Based on the model, the PRO PACKAGE will consist of a cushioned foot mat, gas shocks on fish box lids or rod box lids, two extra rod holders in bow gunwales or raw water washdown.



LED/TECH PACKAGE

The LED/TECH PACKAGE consists of blue mood lights, power cycle underwater lights, upgraded courtesy lights & wireless phone charger.



BOW SHADE

The bow shade is the perfect option for your next trip to the sand bar or those long days offshore. Includes a premium canvas shade stretching from the bow to the t-top/Ultima hard top and (4) through-bolted carbon fiber support poles (removable).



BOW FILLER BOARD WITH CUSHION

Our #1 most purchased option, and with good reason. This set provides spacious bow seating, a casting platform/lowered table or raised table with leg depending on what your plans are for the day. (Includes, cushion, filler board and leg equipment).



TACKLE CENTRE WITH COOLER SLIDE

The perfect combo to make every fisherman's life easier- includes 3 storage compartments complete with 2 tackle boxes as well as a slide out mechanism with foot release for your cooler, providing easy access from under the leaning post.





All Sea Fox upholstery is treated with Spradling's **PERMAGUARD®**, a proprietary marine vinyl barrier coating that acts as an invisible barrier against stains, allowing them to be cleaned off the surface with ease and virtually no harm to the vinyl.

PERMAGUARD® provides unequaled resistance to scratches, scuffs, and abrasion. No other marine vinyl surpasses **PERMAGUARD®**'s stain resistance and long-term, trouble-free performance.



STANDARD UPHOLSTERY ON ALL MODELS

The STANDARD UPHOLSTERY is available on all models. This includes marine grade vinyl in white & medium grey with matching piping.

PLATINUM UPHOLSTERY PACKAGE

The Sea Fox PLATINUM UPHOLSTERY PACKAGE is available on all models. This package includes upgraded premium vinyl in white & medium grey with matching piping and faux teak.



TITANIUM UPHOLSTERY PACKAGE

The Sea Fox TITANIUM UPHOLSTERY PACKAGE is available on all models. This package includes upgraded premium vinyl in a dark coloured two-tone grey with matching piping and faux teak.



SANDSTONE UPHOLSTERY PACKAGE

The Sea Fox SANDSTONE UPHOLSTERY PACKAGE is available on all models. This package includes upgraded premium vinyl in white & tan with matching piping and faux teak.





TWO-LEG LEANING POST

With 4" down tubing. Standard on these models:

206 Commander

249 Avenger

228 Commander

248 Commander

268 Commander

LEANING POST UPGRADES

2 deluxe bucket seats with armrests, flip-up bolsters & cooler

• **Available on 268 Commander only**



FIBREGLASS HELM POD

• **288 Commander** - Fibreglass helm pod with 2 deluxe bucket seats, with flip armrests, 62 litre premium cooler & rigging station (standard)



FIBREGLASS HELM POD

• **328 and 368 Commander** - Fibreglass helm pod with 3 deluxe bucket seats with flip armrests, 62 litre premium cooler & rigging station (standard)









Dry weight is approximate and includes: boat plus factory options, two batteries, but NO engine(s), water, fuel or owner's gear.

Maximum weight is approximate and includes: boat plus factory options, full fresh water, holding and fuel tanks, two batteries, but NO engine(s) or owner's gear.

Bridge clearance: based on factory installed Ultima hard top or T-top. Doesn't factor in optional outriggers.

Fuel capacity can vary due to US EPA Evaporative Standard requirements.

Sea Fox Boat Company, Inc. meets US EPA Evaporative Standards using Certified Components.

Note: Due to Sea Fox's continuous innovation and improvements specifications can change without notice. Please visit our website for the most current list of available standards and options.

www.seafoxboats.com.au



All Sea Fox models are exclusively Yamaha power matched.




TEN REASONS TO

- 1.** All of our boats are designed with the Sea Fox signature philosophy of family friendly in the bow and fisherman friendly in the cockpit.
- 2.** All-composite construction – No wood, No rot.
- 3.** All of our boats are outfitted with 316 stainless steel thru-hulls and hardware including standard pull-up cleats with backing plates on all models.
- 4.** Sea Fox controls cost with in-house aluminum, upholstery and milling shops. This allows for competitive pricing and use of the best raw materials in our class.
- 5.** Sea Fox only uses upgraded raw materials like 36/10 hand laid fibreglass. This is a 36-ounce stiched glass with a one-ounce matt backing to add strength. All of our hulls and decks are sprayed with a vinylester barrier coat to prevent crazing and cracking.



CHOOSE A SEA FOX

- 
6. All Sea Fox boats are designed by a world-renowned naval architect using the latest computer technology for impeccable performance and hydrostatics.
 7. Dry, smooth ride with a large Carolina flair designed into all Sea Fox hulls.
 8. Safety first on all Sea Fox boats with foam-filled stringers and dual 12v bilge pumps. Complete waterproof sealed Deutsch electrical system throughout each of our boats – best in the industry.
 9. Sea Fox exclusively packages and is power matched with Yamaha outboard motors (three-year warranty on all Yamaha components).
 10. Sea Fox is privately owned by fishermen with families for more than 25 years.



3 Ereton Drive, Arundel
Gold Coast, QLD, 4214.

(07) 5529 2616
sales@seafoxboats.com.au

JSW
POWERSPORTS

SEAFOX
AUSTRALIA